



Mono

**375W MBB
Half-Cell Black Module**
JAM60S21 355-375/MR Series

Introduction

Assembled with multi-busbar PERC cells, the half-cell configuration of the modules offers the advantages of higher power output, better temperature-dependent performance, reduced shading effect on the energy generation, lower risk of hot spot, as well as enhanced tolerance for mechanical loading.



Higher output power



Lower LCOE



Less shading and lower resistive loss

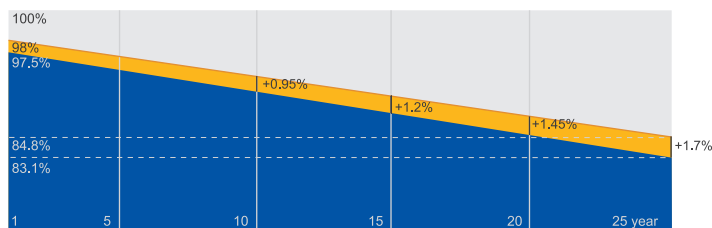


Better mechanical loading tolerance

Superior Warranty

- 12-year product warranty
- 25-year linear power output warranty

**0.55% Annual Degradation
Over 25 years**



■ New linear power warranty ■ Standard module linear power warranty

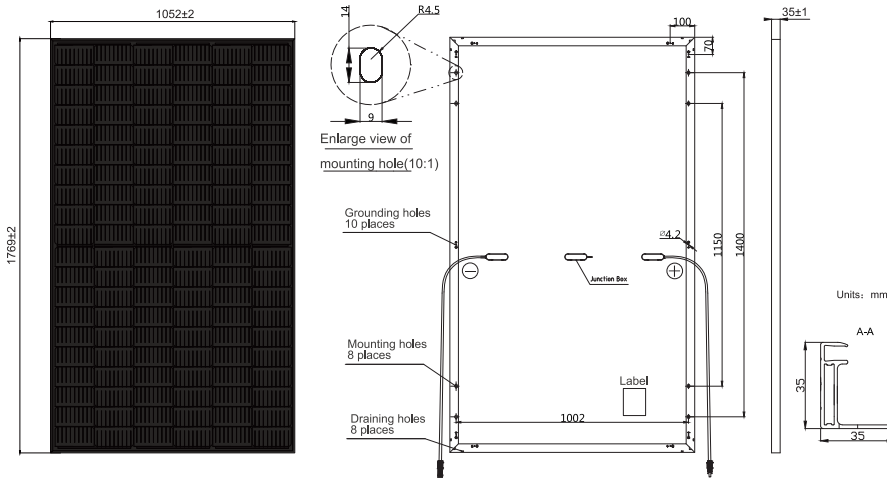
Comprehensive Certificates

- IEC 61215, IEC 61730, UL 61215, UL 61730
- ISO 9001: 2015 Quality management systems
- ISO 14001: 2015 Environmental management systems
- ISO 45001: 2018 Occupational health and safety management systems
- IEC TS 62941: 2016 Terrestrial photovoltaic (PV) modules – Guidelines for increased confidence in PV module design qualification and type approval



MECHANICAL DIAGRAMS

SPECIFICATIONS



Cell	Mono
Weight	20.7kg±3%
Dimensions	1769±2mm×1052±2mm×35±1mm
Cable Cross Section Size	4mm ² (IEC) ,12 AWG(UL)
No. of cells	120(6×20)
Junction Box	IP68, 3 diodes
Connector	MC4(1000V) MC4-EVO2(1500V)
Cable Length (Including Connector)	1200mm(+)/1200mm(-)
Packaging Configuration	31pcs/Pallet 806pcs/40ft Container

Remark: customized frame color and cable length available upon request

ELECTRICAL PARAMETERS AT STC

TYPE	JAM60S21 -355/MR	JAM60S21 -360/MR	JAM60S21 -365/MR	JAM60S21 -370/MR	JAM60S21 -375/MR
Rated Maximum Power(Pmax) [W]	355	360	365	370	375
Open Circuit Voltage(Voc) [V]	40.80	40.97	41.13	41.30	41.45
Maximum Power Voltage(Vmp) [V]	33.34	33.65	33.96	34.23	34.50
Short Circuit Current(Isc) [A]	11.20	11.25	11.30	11.35	11.41
Maximum Power Current(Imp) [A]	10.65	10.70	10.75	10.81	10.87
Module Efficiency [%]	19.1	19.3	19.6	19.9	20.2
Power Tolerance	0~+5W				
Temperature Coefficient of Isc(α _{Isc})	+0.044%/°C				
Temperature Coefficient of Voc(β _{Voc})	-0.272%/°C				
Temperature Coefficient of Pmax(γ _{Pmp})	-0.350%/°C				
STC	Irradiance 1000W/m ² , cell temperature 25°C, AM1.5G				

Remark: Electrical data in this catalog do not refer to a single module and they are not part of the offer.They only serve for comparison among different module types.

ELECTRICAL PARAMETERS AT NOCT

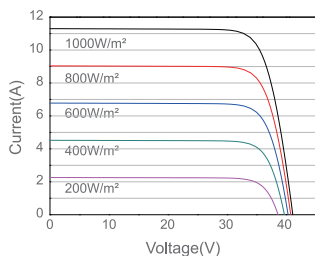
OPERATING CONDITIONS

TYPE	JAM60S21 -355/MR	JAM60S21 -360/MR	JAM60S21 -365/MR	JAM60S21 -370/MR	JAM60S21 -375/MR
Rated Max Power(Pmax) [W]	268	272	276	280	284
Open Circuit Voltage(Voc) [V]	37.95	38.18	38.41	38.65	38.89
Max Power Voltage(Vmp) [V]	31.58	31.82	32.05	32.30	32.55
Short Circuit Current(Isc) [A]	9.05	9.10	9.15	9.20	9.25
Max Power Current(Imp) [A]	8.50	8.55	8.61	8.66	8.71
NOCT	Irradiance 800W/m ² , ambient temperature 20°C, wind speed 1m/s, AM1.5G				

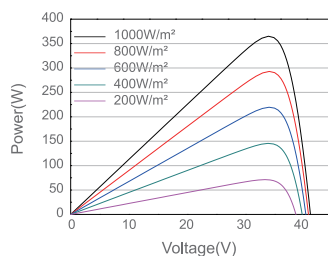
Maximum System Voltage	1000V/1500V DC
Operating Temperature	-40°C~+85°C
Maximum Series Fuse	20A
Maximum Static Load,Front	5400Pa (112 lb/ft ²)
Maximum Static Load,Back	2400Pa (50 lb/ft ²)
NOCT	45±2°C
Safety Class	Class II
Fire Performance	UL Type 1

CHARACTERISTICS

Current-Voltage Curve JAM60S21-365/MR



Power-Voltage Curve JAM60S21-365/MR



Current-Voltage Curve JAM60S21-365/MR

